

Legacy Health Fiscal Year 2024 | Financial Summary

Summary balance sheets (in 000s)

As of March 31, 2024

Assets	2024	2023	2022
Current assets	705,279	676,561	887,520
Investments	1,359,760	1,262,889	1,257,938
Property, plant and equipment, net	838,917	797,208	781,216
Other assets	616,843	513,866	523,954
Total assets	\$3,520,799	\$3,250,524	\$3,450,628
Liabilities			
Current liabilities	377,276	425,238	465,100
Long-term debt (less current portion)	726,816	743,912	655,260
Other liabilities and minority interest	257,403	207,280	178,218
Net Assets			
Without donor restrictions	2,077,971	1,799,772	2,081,914
With donor restrictions	81,333	74,322	70,136
Total liabilities and net assets	\$3,520,799	\$3,250,524	\$3,450,628

Summary of revenues & expenses (in 000s)

As of March 31, 2024

Operating Revenue	2024	2023	2022
Net operating revenue	2,877,512	2,592,752	2,562,449
Operating Expenses			
Wages and Benefits	1,764,116	1,765,501	1,591,162
Supplies	439,667	433,811	407,840
Depreciation and interest	96,483	98,974	96,107
Other Expenses	560,741	466,116	436,246
Total operating expense	\$2,861,007	\$2,764,402	\$2,531,355
Income (loss) from operations	16,505	(171,650)	31,094
Net nonoperating gains (losses)	213,315	(74,126)	(13,220)
Revenues (less than) in excess of expenses	\$229,820	(\$245,776)	\$17,874

Key operating indicators

For Fiscal year 2024* Legacy Health

Average available beds	1,261
Patient days	346,456
Average daily census	947
Discharges	55,427
Adjusted ¹ discharges	123,497
Average length of stay (days)	6.1

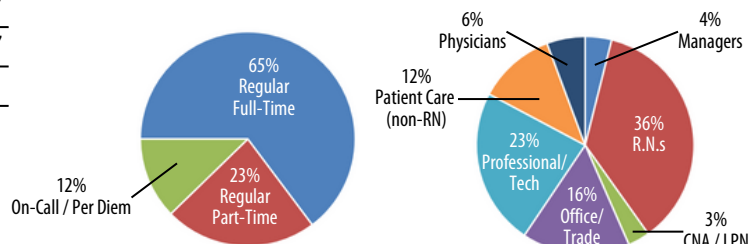
*April, 2023 - March 31, 2024

¹"Adjusted" is a formula that combines inpatients and outpatients

Workforce statistics

For Fiscal year 2024

Average number of employees	14,294
Average age	42.67
Average length of service	7.31

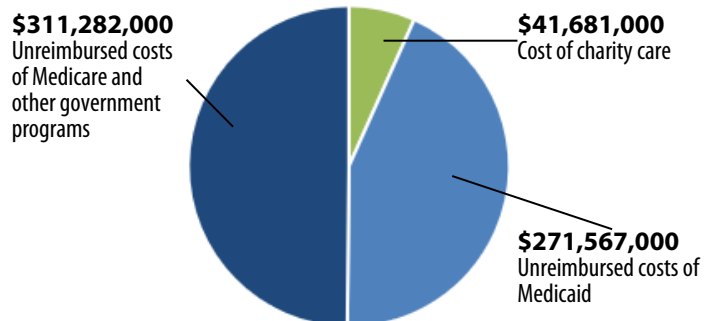


Total community benefit: \$662,551,000

Services for people in need

Total \$624,530,000

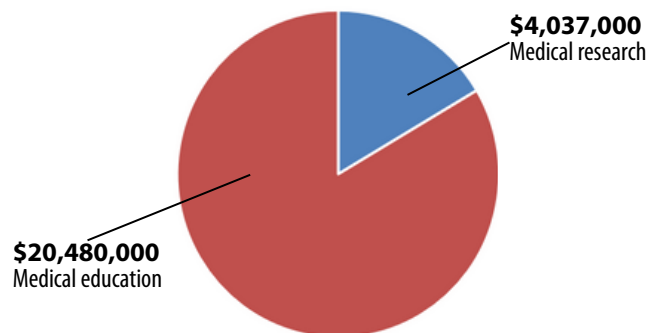
The unreimbursed costs of providing service to Medicare and Medicaid beneficiaries and those who cannot afford health care or are uninsured or underinsured, referred to as “charity care” in the chart



Medical education and research

Total \$24,517,000

The cost of research studies in excess of payments received from grants and other sources, and the unpaid cost of training medical residents, nursing students and students in allied health professions



Benefits to the community

Total \$13,504,000

- Community health services: lab support, health education, classes and support groups, resource centers, health screenings
- Donations to charitable organizations: Community Health Grants and regional strategic health initiatives; board time and donations to community nonprofits
- Community benefit activities: in-kind donations such as meeting and office space, other activities that develop community health programs and partnerships

